



HELLA Workshop

HELLA offers a comprehensive range of high quality inspection lamps and testing equipment that is designed to meet the needs of discerning do-it-yourself and professional technicians.



Contents

HELLA Workshop

LED Inspection Lamp - Miniform.....	296
LED IP 68 Inspection Lamp - Sun.....	297
LED Inspection Lamp - Uniform.....	297
LED Magnetic Inspection Lamp - Mag 3.....	298
LED Inspection Lamp - Line Light R.....	299
LED Bonnet Lamp - Line Light.....	299
LED Pen Light - Flash Pen.....	300
LED Pen Light - Mag Pen.....	300
LED Work Lamp - Nova 30.....	301
Hand Held Spot Lamps.....	302-303
Anti-Freeze Tester.....	303
Beamsetter.....	304-305

LED Inspection Lamps – Functional and Durable

HELLA LED Inspection Lamps have been designed with the workshop in mind. With high power efficient LEDs providing evenly spread natural light; a range of styles designed for a variety of situations; and construction to last – HELLA Inspection Lamps will become your most valued workplace tool.

- High power LEDs.
- Easy to use.
- Impact and shock resistant.
- Natural light – colour similar to daylight.
- Low current consumption, high efficacy.
- Strong, sturdy and resistant to water, oil and chemicals.



LED Inspection Lamp - Miniform

Multifunctional pocket sized rechargeable LED inspection lamp. Features a strong magnetic base, retractable swivel hook and a flexible 180° head for powerful uniform lighting at any angle. Complete with 240V charger.



Retractable swivel hook




180° flexible head

Part Number	2XM 910 415-001	
Light Output	110 lumen for up to 3 hours.	
Temperature Range	-10° to +40°C	
Protection	IP 20	
Dimensions	117mm x 59mm x 31mm	
Battery	3.7V/1200 mAh Li-ion rechargeable. 2.5 hour charging time.	
Accessory	2XM 910 424-001	Car adapter 12-24V
Compliance	N19090	



P/N 2XM 910 424-001




Part Number	2XM 910 414-001	
Light Output	Main:	220 lumen for up to 4 hours
	Spot (top):	40 lumen for up to 8 hours
Temperature Range	-10° to +40°C	
Protection	IP 68 (Protection against dust and temporary water submersion)	
Dimensions	Ø55mm x 280mm	
Battery	3.7V/2000 mAh Li-ion rechargeable. 3-4 hour charging time.	
Compliance	 N19090	

LED IP 68 Inspection Lamp - Sun

Induction rechargeable high power LED inspection lamp and flashlight. 6 x 0.5W high power LEDs project a soft white, natural and intense light similar to daylight. Sun illuminates an area four times wider than traditional LED inspection lights by spreading light in an 80° arc. Easy charging is achieved with an induction charge base. Also features an adjustable and retractable suspension hook and LED charge indicator. Complete with 240V charger.



Part Number	2XM 910 412-001	
Light Output	200 lumen for up to 3 hours.	
Temperature Range	-10° to +40°C	
Protection	IP 65 (Protection against dust and water jets)	
Dimensions	63mm x 190mm x 38mm	
Battery	3.7V/2200 mAh Li-ion rechargeable. 4 hour charging time.	
Accessory	2XM 910 424-001	Car adapter 12-24V
Compliance	 N19090	

LED Inspection Lamp - Uniform

Rechargeable LED inspection lamp featuring rubber housing, intelligent battery indicator, swivel hook and magnetic-based charging unit. Delivers a powerful and uniform light output. Complete with 240V charger.



P/N 2XM 910 424-001



Shown in charger

LED Magnetic Inspection Lamp - Mag 3

High power rechargeable LED inspection lamp and torch. Features 3 strong magnets, 2 swivel hooks, and a 180° flexible head for powerful lighting at any angle. Complete with 240V charger.



Part Number	2XM 910 413-001	
Light Output	Main:	240 lumen for up to 3 hours
	Spot (top):	60 lumen for up to 8 hours
Temperature Range	-10° to +40°C	
Protection	IP 20	
Dimensions	56mm x 250mm x 45mm	
Battery	3.7V/2100 mAh Li-ion rechargeable 4 hour charging time	
Accessory	2XM 910 423-001	Car adapter 12-24V
Compliance	N19090	



3 magnets and
2 swivel hooks




180° flexible head



P/N 2XM 910 423-001


WHEN YOU NEED POWERFUL LIGHT PERFORMANCE

HELLA LED Inspection
Lamps will become your
most valued workplace tool.





Part Number	2XM 910 427-001	
Light Output	Main:	180 lumen for up to 4 hours
	Spot (top):	80 lumen for up to 6 hours
Temperature Range	-10° to +40°C	
Protection	IP 54 (Protection against dust and water splash)	
Dimensions	Ø25mm x 475mm	
Battery	7.4V/1400 mAh Li-ion rechargeable 4 hour charging time	
Accessories	2XM 910 418-001	Flexible arm suction clip
	2XM 910 419-001	Flexible arm magnet clip
	2XM 910 420-001	Clip holder
	2XM 910 421-001	Magnet holder
Compliance	N19090	




P/N 2XM 910 418-001 P/N 2XM 910 419-001 P/N 2XM 910 420-001 P/N 2XM 910 421-001

LED Inspection Lamp - Line Light R

Rechargeable inspection lamp with top spot light. Features strong protective rubber grip, clip holder with hook and magnet, slim 25mm diameter and a flexible suspension holder with both hook and magnet for precise positioning. Additional suspension solutions are available as accessories. 75° beam angle can be rotated in the holder to avoid blinding. Complete with 240V charger.



Part Number	2XM 910 428-001	
Light Output	600 lumen.	
Power Consumption	5W	
Temperature Range	-10° to +40°C	
Voltage	240V AC/50Hz	
Cable Length	Pre-wired with 5m of cable.	
Protection	IP 54 (Protection against dust and water splash)	
Dimensions	Ø25mm x 1025mm	
Accessories	2XM 910 418-001	Flexible arm suction clip
	2XM 910 419-001	Flexible arm magnet clip
	2XM 910 420-001	Clip holder
	2XM 910 421-001	Magnet holder
Compliance	N19090	



P/N 2XM 910 418-001 P/N 2XM 910 419-001 P/N 2XM 910 420-001 P/N 2XM 910 421-001

LED Bonnet Lamp - Line Light

Powerful bonnet lamp providing bright illumination of the entire engine bay. Line light bonnet lamp is supplied with an adjustable 1.2–1.7m telescopic holder and a soft cover to protect vehicle paintwork.




LED Pen Light - Flash Pen

Powerful 1W LED pencil flashlight with soft slide focus function, providing a 15° to 70° beam angle range. Solid metal construction.



Part Number	2XM 910 416-001
Light Output	80 lumen for up to 8 hours.
Temperature Range	-10° to +40°C
Dimensions	Ø16mm x 142mm
Protection	IP 54 (Protection against dust and water splash)

2 x AAA batteries included.



LED Pen Light - Mag Pen

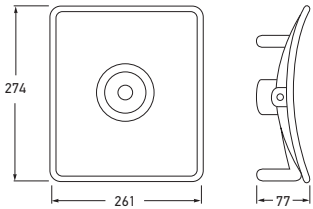
Rechargeable pencil LED inspection lamp with spot flashlight. Features pocket clip, rubber housing and magnetic mount, this is the ideal inspection tool for difficult access areas. Complete with 240V charger.




P/N 2XM 910 492-001

Part Number	2XM 910 411-001
Light Output	Main: 60 lumen for up to 4 hours Spot (top): 15 lumen for up to 5 hours
Battery	3.7V/750 mAh Li-ion rechargeable 3 hour charging time
Temperature Range	-10° to +40°C
Dimensions	Ø23mm x 168mm
Protection	IP 20
Accessory	2XM 910 492-001 Car adapter 12-24V
Compliance	N19090





Part Number	2XM 910 426-001
Light Output	3300 lumen.
Power Consumption	32W
Temperature Range	-10° to +40°C
Voltage	240V AC/50Hz
Cable Length	Pre-wired with 5m of cable.
Protection	IP 67 (Protection against dust and water splash)
Compliance	 N19090

LED Work Lamp - Nova 30

Highly shockproof and innovative, high output 30W LED work lamp for the professional workshop. Features protective rubber frame and flexible stand that allows for angle adjustment and suspension.



Side view

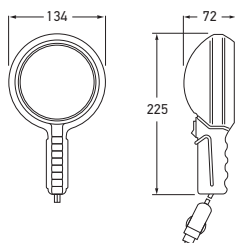


Hand Held Spot Lamp - Blue Body

Blue hand held long range spot lamp range.
Includes plug, spiral cable (extendable to 2m)
and on-off switch.



P/N 9.1520.06



Part Number	LONG RANGE HAND HELD SPOT LAMP	
	1520	12 VOLT
Voltage	12V sealed beam included.	
Power Consumption	100W	
Spare Parts	1089 9.1520.06 9.1520.07	Sealed beam Switch - on-off Spiral cable

Part Number	HAND HELD SPOT LAMP	
	1521	12 VOLT
Voltage	12V sealed beam included.	
Power Consumption	30W	
Spare Parts	1087 9.1520.06 9.1520.07	Sealed beam Switch - on-off Spiral cable

Part Number	HAND HELD SPOT LAMP	
	1525	24 VOLT
Voltage	24V sealed beam included.	
Power Consumption	50W	
Spare Parts	1092 9.1520.06 9.1520.07	Sealed beam Switch - on-off Spiral cable

Hand Held Spot Lamp - Black Body

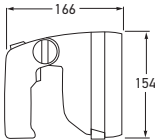
Black hand held long range spot lamp range.
Includes plug, spiral cable (extendable to 2m)
and momentary pressure contact on-off switch.



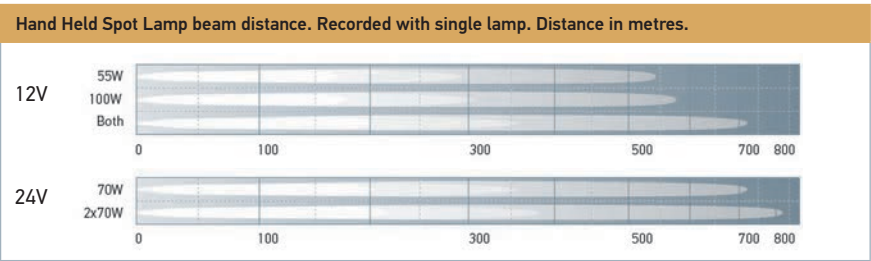
P/N 9.1524.06

Part Number	LONG RANGE HAND HELD SPOT LAMP	
	1524	12 VOLT
Voltage	12V sealed beam included.	
Power Consumption	100W	
Spare Parts	1089 9.1524.06 9.1520.07	Sealed beam Switch - momentary Spiral cable

Part Number	HAND HELD SPOT LAMP	
	1524S	24 VOLT
Voltage	24V Sealed beam included.	
Power Consumption	50W	
Spare Parts	1092 9.1524.06 9.1520.07	Sealed beam Switch - momentary Spiral cable



Part Number	1H3 998 502-001		12 VOLT
Protection	IP X6K (Protection against powerful water jets at increased pressure)		
Bulbs to suit	12V YC1255 YC12100	24V YC2470 (2 bulbs)	
Spare Parts	9.2864.01 9.2864.08	Insert Mounting bracket	



Hand Held Spot Lamp - 12 Volt

Waterproof close range search lamp with twin Free-Form (FF) reflectors. 2 bulbs (55W and 100W) with separate switches provide optimum illumination of the immediate vicinity. Precise illumination at a distance, or both. Spiral cable and plug will extend to 3.5m.



P/N 9.2864.08

Part Number	7037
Measuring Tolerance	Less than +/- 1%.
Does not measure Glycol concentration. Measures freezing point depression of Glycol-based coolant.	

Anti-Freeze Tester

Professional tester for measuring the freezing point of the water in automobile cooling systems. The new suction system design prevents bubbles from forming and keeps water from flowing back.





1. Digital indication of illuminance.



2. Laser alignment (DLX version).



3. Spirit level for accurate testing on uneven floors (DLX version).

HELLA BEAMSETTERS

Regulatory authorities use the HELLA Beamsetter range as the industry benchmark for design and accuracy. Fully supported within New Zealand by HELLA with calibration service, spare parts and repair service. The Beamsetter range is well known for its ease of use, durability and quality.

The HELLA Beamsetter is a precision workshop instrument designed to accurately check vehicle headlamps. It was developed especially for use in professional workshops and vehicle testing stations.

The HELLA Beamsetter provides high accuracy in lighting checks and is also able to test the latest technology headlamps. The Beamsetter box, the heart of the unit, is constructed of impact-resistant, corrosion proof plastic which even withstands the aggressive fluids used in workshops. Its functional design allows quick, precise and simple headlamp adjustment.

Features include:

- Wide band sight aligner.
- Combination volt and light output meter.
- Sturdy base.
- Large viewing screen.
- Easy height adjustment.
- Spare parts availability.

HELLA Beamsetter

Standard Beamsetter with digital voltage and lux readings.

Part Number	SEG 700L
Also Available	HELLA's Beamsetter calibration service designed to calibrate your Beamsetter in line with the manufacturer's standard and to comply with industry ISO Certification.

HELLA Beamsetter - Deluxe

Deluxe Beamsetter with digital voltage and lux readings.

Part Number	SEG 700DLX	DELUXE
Features	1. Digital indication of illuminance. 2. Laser alignment. 3. Height adjustment lever complete with spirit level for uneven floors.	
Also Available	HELLA's Beamsetter calibration service designed to calibrate your Beamsetter in line with the manufacturer's standard and to comply with industry ISO Certification.	

HELLA BEAMSETTER SPARE PARTS

Spare Parts	9EV 861 038-001	Window
	9ST 861 074-001	Locking knob
	9XS 862 004-001	Wheel set
	9XS 861 736-001	Rail kit 1.5 metres (uses standard wheels)

BEAMSETTER CALIBRATION ENQUIRIES PLEASE CONTACT:

HELLA-New Zealand Limited
81-83 Ben Lomond Crescent, Pakuranga,
PO Box 51-427, Auckland 2140, New Zealand

Sales/Customer Service:
Tel: +64 (0) 9 577 0366
Fax: +64 (0) 9 576 8202
nzsales@hella.co.nz

