




APPLICATION AND  
MOUNTING INSTRUCTIONS

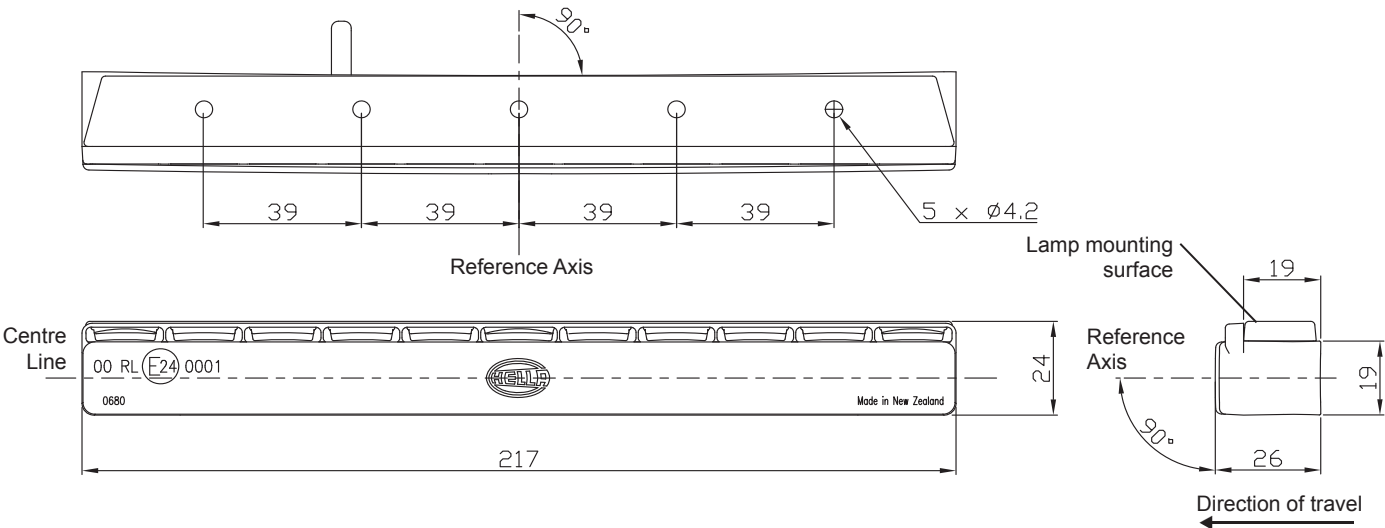
LED DAYTIME RUNNING LAMP (DRL)  
12V DC

Lens Marking and Installation Requirements

This lamp, identified by lens marking (E24) 0001 and the  logo was manufactured to comply with ECE Regulation No. 87 for Daytime Running Lamp.

- The reference axis of the lamp must be parallel to the longitudinal axis of the vehicle (i.e. The lens of the lamp should be vertical to the ground and perpendicular to the direction of travel).
- The centre line of the lamp must be parallel to the ground.
- Lamp must be visible from 20° inboard and outboard, as well as from 10° above and below the horizontal axis.
- Two lamps are required for motor vehicles.
- Lamps must be mounted no less than 250 mm and no more than 1500 mm above the ground.
- Lamps should not be mounted closer than 600 mm together (400 mm if vehicle width is less than 1300 mm).

Notes: Please refer to ECE Regulation No. 48 for more details.



LENS IDENTIFICATION NUMBER: 00 RL E24 0001

Product Contents

Description	DRL Lamp
	1008 2PT 980 680-1xx
Daytime Running Lamp with 2.5 m cable	x1
Mounting Screw	x2
Mounting Frame	x1
Application and Mounting Instructions	x1

For general comments about HELLA's products please contact us on E-mail at [techfeedback@hella.co.nz](mailto:techfeedback@hella.co.nz)

**HELLA-New Zealand Limited, Auckland.**



Mounting Instructions

- Drill two 3 mm Ø mounting holes through the mounting surface to allow fitment of the mounting frame. See previous page for correct positioning or use the mounting frame as a template.
  - Tighten the mounting screws to secure the mounting frame to the mounting surface (Maximum torque 1.5Nm).
  - Clip the Daytime Running Lamp onto the mount frame. Ensure it is securely held once clipped.
- Note: Do not overtighten the mounting screws in the plastic mounting frame.

Wiring Instructions

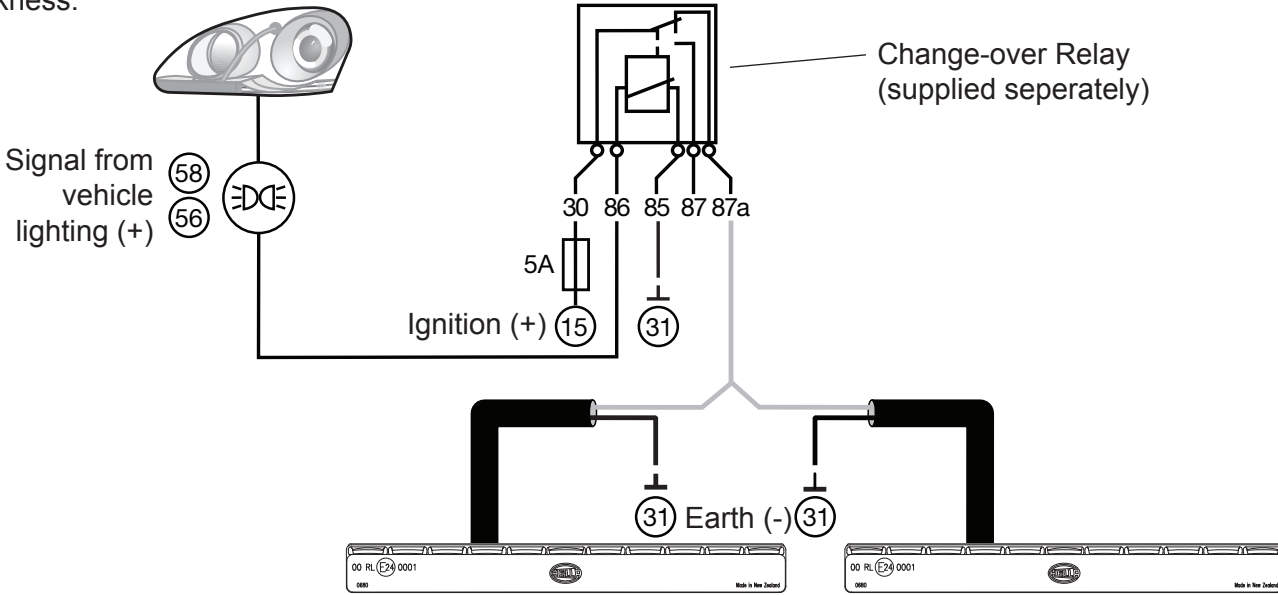
- It is a legal requirement for daytime running lamps to illuminate only when the ignition is switched ON and the vehicle lighting is switched OFF.
- To meet this requirement it is recommended that a 5 pin change-over relay (supplied separately) is utilised as per the wiring diagram below.

Wire Colour	Connect to	Power Consumption
Black	Terminal 31: Earth (-)	-
Red	Terminal 87a: DRL signal (+)	2 watts

Note 1: Lamps and relay must be protected by a fuse rated at 5 amperes maximum.

Note 2: Lamp is polarity conscious. The reversal of the polarity will not damage this product but will inhibit its function.

Note 3: Daytime running lamps are not a substitute for dipped beam headlights at dusk/dawn or during darkness.



**FIT AND FORGET - BY DESIGN**

Congratulations, the product you have selected comes from **HELLA** - a world leader in LED lighting design.

Following the launch of the first LED automotive signal lamps in 1990, **HELLA** Design and Innovation continues to set new standards. **HELLA** innovative solutions have been incorporated into millions of lamps, engineered and tested to the most stringent standards, to suit the most demanding environmental conditions.

The cornerstone to the success of our products is our no compromise **Fit and Forget - by Design** philosophy which is incorporated into every step of the product life cycle.

In a world consuming finite resources at an ever faster rate, **Fit and Forget - by Design** is the right environmental choice that also makes perfect economic sense to customers that consider the total life cycle Cost of Ownership.





ECE TYPE-APPROVAL CERTIFICATE

Communication concerning approval granted of a type of daytime running lamp pursuant to Regulation No. 87.



Approval No: E24 87R-000001.

Extension No: N/A.

Reason(s) for extension:

-N/A

1. Trade name or mark of the device:

HELLA
2. Manufacturer's name for the type of device:

2PT 980 680

Version(s):

2PT 980 680 - 12V  
2PT 980 680 - 24V
3. Manufacturer's name and address:

Hella New Zealand Limited  
81-83 Ben Lomond Crescent,  
Pakuranga, Auckland,  
New Zealand
4. If applicable, name and address of manufacturer's representative:

Hella Leuchten-Systeme GmbH  
Salzkottener Str. 1  
D-33106 Paderborn  
Germany
5. Submitted for approval on:

11.09.2009
6. Technical service responsible for conducting approval tests:

FAKT S.r.l,  
Via Lithos, 53,  
I-25086 Rezzato (BS),  
Italy.
7. Date of test report issued by that service:

18.09.2009
8. Number of report issued by that service:

IT09/0646-00

Approval No: E24 87R-000001.

Extension No: N/A

9. Concise description:

By category of lamp:

RL.

Number, category and kind of light source(s):

12-LEDs

Voltage and wattage:

12V, 2W  
24V, 2W

Application of an electronic light source control gear:

-being part of the lamp (yes/no):

No

-being not part of the lamp (yes/no):

No

Input voltage supplied by an electronic light source control gear:

N/A.

Electronic light source control gear manufacturer and identification number (when the light source control gear is part of the lamp but is not included into the lamp body):

N/A.

Geometrical conditions of installation and relating variations, if any:

Reference axis parallel to the median longitudinal plane of the vehicle and parallel to the bearing plane of the vehicle on the road (see drawings of the information folder).
10. Position of the approval mark:

See drawings of the information folder
11. Reason(s) for extension (if applicable):

N/A.
12. Approval granted/extended/refused/withdrawn:

Granted
13. Place:

Dublin.
14. Date:

23<sup>rd</sup> September 2009.
15. Signature:
16. The following documents, bearing the approval number shown above, are available on request:

- Technical report IT09/0646-00

- Manufacturer's information document 09-0646-00

Documentation:

36 pages.

NSAI, 1 Swiftsquare, Northwood, Santry, Dublin 9, Ireland. Telephone: (+353+1) 807 3800, Facsimile: 01-807 3844