



INSTRUCTION SHEET
for: **Part No. 2031**



ADR - APPLICATION AND MOUNTING
INSTRUCTIONS

ADR 6/00 CAT. 5 SUPP. SIDE DIRECTION INDICATOR LAMP

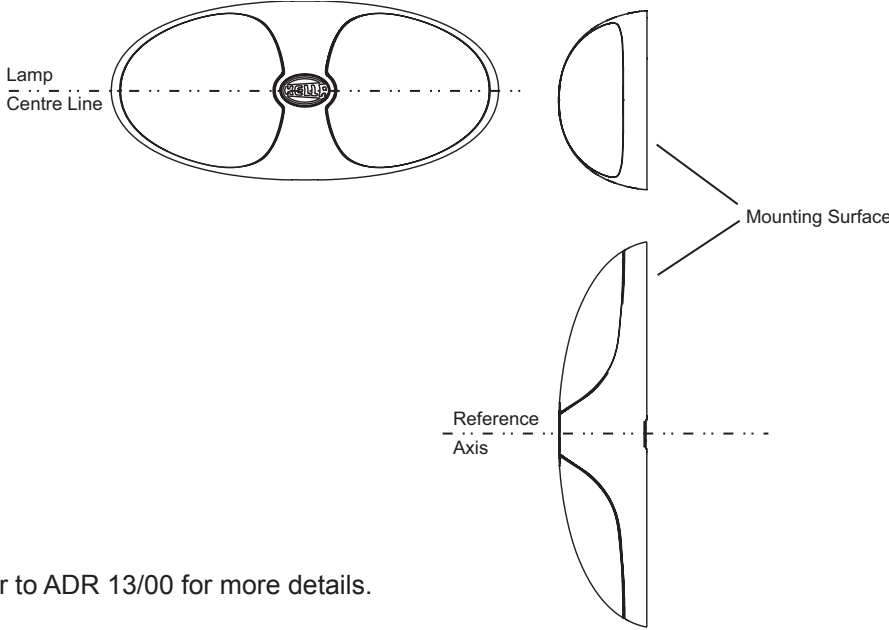
This Supplementary Side Direction Indicator Lamp, identified by lens marking 9700 and the  logo was manufactured to comply with ADR 6/00 Category 5 Supplementary Side Direction Indicator Lamps.

LAMP MAY BE MOUNTED AS FOLLOWS:

- Lamp mounting surface may be vertical to the ground.
- Lamp reference axis must be square to the vehicle longitudinal axis.
- Lamp centre line must be horizontally oriented.


ADR 13/00 INSTALLATION REQUIREMENTS

- A tolerance of +/-3° applies on all mounting details.
- Geometric visibility:
Vertical: From 15° above to 15° below the horizontal
Horizontal: From 5° outboard to the rear to 60° outboard to the rear.



Note: Please refer to ADR 13/00 for more details.

LENS IDENTIFICATION NUMBER: 9700

CATALOGUE NUMBER	ENGINEERING NUMBER	CRN NUMBER	COMPLIANCE NUMBER	ADR 51/00 GLOBE	ADR APPLICABLE
2031	2BM 959 700-00	30768	8-2031-08	N/A LED	ADR 6/00 cat. 5
AMENDMENTS				ADR COMPLIANCE VERIFIED 	ISSUE DATE: 30/04/2003
01/2004	02/2009	02/2010			
HELLA-New Zealand Limited, Auckland, New Zealand					

959 149-55 V06

INSTRUCTION SHEET
for: **Part No. 2031**

Lamp Mounting

Do not mount the lamp where damage is likely to be sustained due to tie-downs and other securing devices.

Lamp should be mounted on a flat surface. Drill two 6mm diameter holes at 47mm centres.

5mm diameter screws or bolts are recommended to mount the lamp using the mounting bushes provided.

If passing the cable through a hole, ensure there are no sharp edges to cut or chafe the cable.

Drill a cable exit hole 6mm diameter in the position as shown on diagram below.

Connect lamp wiring as per chart below.

Try to keep the cable as long as possible, preferably join the cable inside a sealed cable junction box.

General Dimensions (mm)

Wiring Colour Coding

This lamp is Multivolt® capable allowing full light output between 9 and 33 volts. LED modules are polarity conscious. Reverse polarity will not damage this product but will inhibit its function. HELLA recommends wire connections be soldered, and heat shrink tubing applied to seal the joint.

Colour	Connect to	Power Consumption
Red	Signal (+)	3W
Black	Negative (-)	-

NB: Lamp must be protected by a fuse rated at 5 amperes maximum.

Important Notes for Installer and Vehicle Owner

Introduction

Multivolt® LED signal and marker lamps offer many advantages over conventional bulb lamps. Significantly reduced power consumption, ultra long life and high tolerance to shock and vibration make the LED lamps the ideal choice for the commercial transport industry, where the cost of ownership versus the initial purchase price of the product is well understood.

Compatibility to existing electrical systems

It is important for the installer to ascertain the compatibility of the low power consumption LED lamps with the electrical and/or electronic systems of the complete vehicle, including trailers. In most cases the reduced power consumption is beneficial by imposing less demands on the entire electrical system. For certain functions some electrical systems rely on a set power consumption for monitoring whether, for example, a trailer is connected.

Electromagnetic Compatibility (EMC)

Multivolt® LED lamps are electronic devices. The electrical circuits contain components that suppress possible interference, both emission as well as susceptibility, to the technical requirements for the application of the Regulatory Compliance Mark (RCM). To avoid false signals or interference, it is standard practice that sensitive instrumentation such as ABS and Tachometers etc. are provided with direct earths.

Protection against damage due to voltage spikes

This Multivolt® LED lamp is protected against damage from positive voltage spikes caused by events such as load dump conditions up to severity level 3 of ISO 7637-2 and contains a Transient Voltage Suppressor (TVS) designed to withstand a pulse of up to 5000 Watts. The lamp is protected against reverse polarity connection and negative voltage spikes of up to 1000 volts.

Electric Welding

Electric Welding may damage the LED lamps. For LED lamps, HELLA recommends the negative connection to be wired isolated from the vehicle chassis. If the lamp uses the chassis as the earth return it is recommended that this earth return is disconnected during electric welding.

Warranty Statement

Congratulations! The product you have selected comes from HELLA - one of the world's leading manufacturers of lighting products. The product comes with a Lifetime Warranty covering faults in materials, components or workmanship.

In the unlikely event that you should experience a confirmed warranty related problem with your purchase, HELLA will, at its discretion, either repair or replace the product or refund the purchase price.

Warranty services may be obtained by returning the product within the warranty period to the HELLA Dealer where the product was originally purchased. This warranty is in addition to and does not preclude any other rights or remedies available to the consumer under any local legislation related to the provision of goods or services.

Our goods come with guarantees that cannot be excluded under the Australian Consumer Law. You are entitled to a replacement or refund for a major failure and for compensation for any other reasonably foreseeable loss or damage. You are also entitled to have the goods repaired or replaced if the goods fail to be of acceptable quality and the failure does not amount to a major failure.

Lifetime means the economic life of the vehicle these products were first installed on.

This warranty does not cover:

1.) Claim/s as a result of normal wear and tear or of any modifications, alterations non-compliance of assembly, service and operating instructions and/or any unfit or improper use.

2.) Any expenses incurred in the process of making the claim.

Note: For lamps sold in Australia warranty services are provided by HELLA Australia Pty Ltd, 54-76 Southern Rd, Mentone VIC 3194. Customer Service 1800 061 729 <http://www.hella.com/hella-au/21.html>

For general comments about HELLA's products please contact us on E-mail at: techfeedback@hella.co.nz