


INSTRUCTION SHEET
for: **2XS 959 650-0xx / 2057 / 2057-BULK**




ADR - APPLICATION AND MOUNTING INSTRUCTIONS

ADR 45/01 External Cabin Lamp

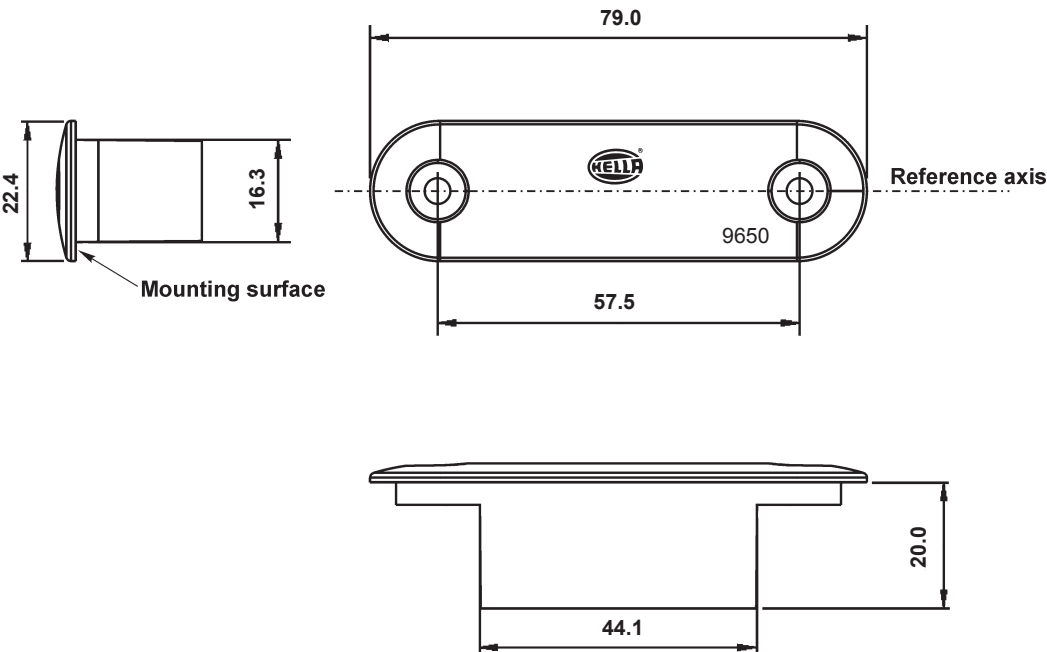
EXTERNAL CABIN LAMP

Lens Marking and ADR 13/00 Installation Requirements


This lamp, identified by lens marking 9650 and the  logo was manufactured to comply with ADR 45/01 External Cabin Lamp

- A tolerance of +/-3 degrees applies on all mounting details.
- Lamp mounting surface must be vertical to the ground and be square to the vehicle longitudinal axis
- Lamp reference axis must be horizontal
- Lamp must be visible between
Horizontal angle: 45° to the left (parallel with vehicle axis) and 45° to the right
Vertical angle: 5° above and 15° below the horizontal

Note: Please refer to ADR 13/00 for more details.




LENS IDENTIFICATION NUMBER: 9650

CATALOGUE NUMBER	ENGINEERING NUMBER	CRN NUMBER	COMPLIANCE NUMBER	ADR 51/00 GLOBE	ADR APPLICABLE
2057	2XS 959 650-00	27432	8-2057-08	N/A LED	ADR 45/01
AMENDMENTS			ADR COMPLIANCE VERIFIED 	ISSUE DATE: 6/01	
				959 149-42	

HELLA New Zealand Limited, Auckland

959 149-42 / 05.19

INSTRUCTION SHEET
for: **2XS 959 650-0xx / 2057 / 2057-BULK**




ADR - APPLICATION AND MOUNTING INSTRUCTIONS

ADR 45/01 External Cabin Lamp

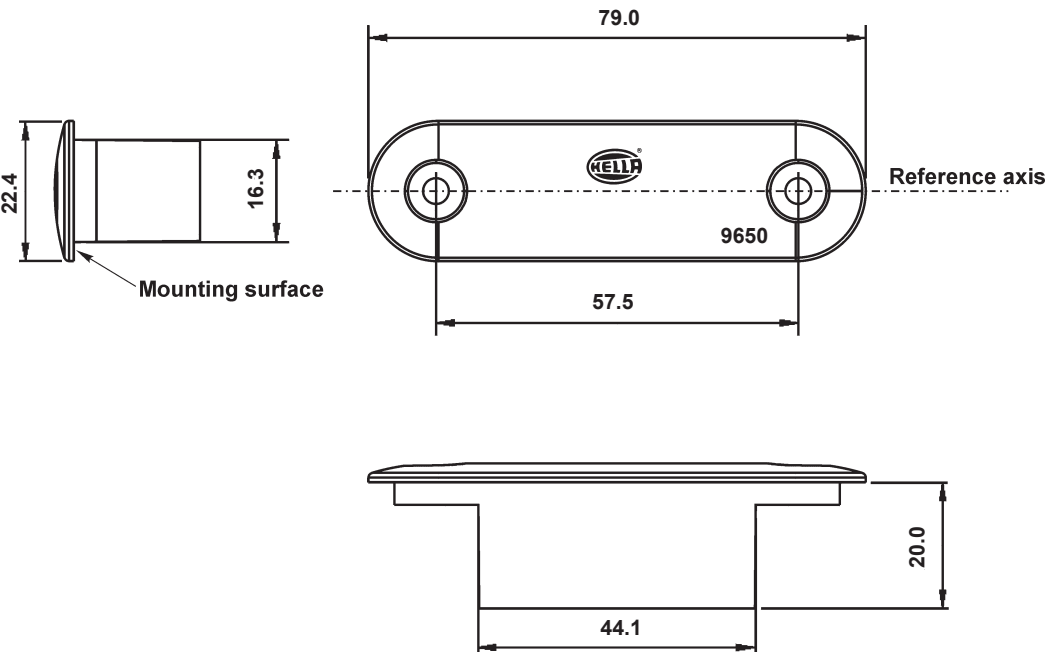
EXTERNAL CABIN LAMP

Lens Marking and ADR 13/00 Installation Requirements


This lamp, identified by lens marking 9650 and the  logo was manufactured to comply with ADR 45/01 External Cabin Lamp

- A tolerance of +/-3 degrees applies on all mounting details.
- Lamp mounting surface must be vertical to the ground and be square to the vehicle longitudinal axis
- Lamp reference axis must be horizontal
- Lamp must be visible between
Horizontal angle: 45° to the left (parallel with vehicle axis) and 45° to the right
Vertical angle: 5° above and 15° below the horizontal

Note: Please refer to ADR 13/00 for more details.




LENS IDENTIFICATION NUMBER: 9650

CATALOGUE NUMBER	ENGINEERING NUMBER	CRN NUMBER	COMPLIANCE NUMBER	ADR 51/00 GLOBE	ADR APPLICABLE
2057	2XS 959 650-00	27432	8-2057-08	N/A LED	ADR 45/01
AMENDMENTS			ADR COMPLIANCE VERIFIED 	ISSUE DATE: 6/01	
				959 149-42	

HELLA-New Zealand Limited, Auckland

959 149-42 / 05.19

INSTRUCTION SHEET
for: **2XS 959 650-0xx / 2057 / 2057-BULK**



Lamp Mounting Instructions

Ensure the lamp is mounted on a flat surface with the gasket provided. The lens may be used as a template for the mounting holes. Mount the lamp and fit screw caps into the mounting hole recesses of the lens.

Note: Lamp is fully sealed and has no serviceable components.
If it is necessary to remove the screw caps, use a pin.

Wiring Colour Coding

The marker lamp is multi voltage capable allowing full light output between 8 and 28 volts.
LED lamps are polarity conscious. Reverse polarity will not damage this product but will inhibit its function.
HELLA recommends wire connections be soldered, and heat shrink tubing applied to seal the joint.

Colour	Connect to	Power Consumption
Black	Earth (-)	
Orange	Positive(+)	0.4 watts @ 12 volts 0.8 watts @ 24 volts

NB: Lamp must be protected by a fuse rated at 2 amperes maximum.

Energy saving recommendation for 24 volt systems

To derive the full benefit of the low power consumption (0.4 watts), HELLA recommends to wire pairs of marker lamps in series.

FIT AND FORGET - BY DESIGN


Congratulations, the product you have selected comes from **HELLA** - a world leader in LED lighting design.

Following the launch of the first LED automotive signal lamps in 1990, **HELLA** Design and Innovation continues to set new standards. **HELLA** innovative solutions have been incorporated into millions of lamps, engineered and tested to the most stringent standards, to suit the most demanding environmental conditions.


The cornerstone to the success of our products is our no compromise **Fit and Forget - by Design** philosophy which is incorporated into every step of the product life cycle.

In a world consuming finite resources at an ever faster rate, **Fit and Forget - by Design** is the right environmental choice that also makes perfect economic sense to customers that consider the total life cycle Cost of Ownership.

For general comments about Hella's products please contact us on E-mail at techfeedback@hella.co.nz



INSTRUCTION SHEET
for: **2XS 959 650-0xx / 2057 / 2057-BULK**



Lamp Mounting Instructions

Ensure the lamp is mounted on a flat surface with the gasket provided. The lens may be used as a template for the mounting holes. Mount the lamp and fit screw caps into the mounting hole recesses of the lens.

Note: Lamp is fully sealed and has no serviceable components.
If it is necessary to remove the screw caps, use a pin.

Wiring Colour Coding

The marker lamp is multi voltage capable allowing full light output between 8 and 28 volts.
LED lamps are polarity conscious. Reverse polarity will not damage this product but will inhibit its function.
HELLA recommends wire connections be soldered, and heat shrink tubing applied to seal the joint.

Colour	Connect to	Power Consumption
Black	Earth (-)	
Orange	Positive(+)	0.4 watts @ 12 volts 0.8 watts @ 24 volts

NB: Lamp must be protected by a fuse rated at 2 amperes maximum.

Energy saving recommendation for 24 volt systems

To derive the full benefit of the low power consumption (0.4 watts), HELLA recommends to wire pairs of marker lamps in series.

FIT AND FORGET - BY DESIGN

Congratulations, the product you have selected comes from **HELLA** - a world leader in LED lighting design.

Following the launch of the first LED automotive signal lamps in 1990, **HELLA** Design and Innovation continues to set new standards. **HELLA** innovative solutions have been incorporated into millions of lamps, engineered and tested to the most stringent standards, to suit the most demanding environmental conditions.

The cornerstone to the success of our products is our no compromise **Fit and Forget - by Design** philosophy which is incorporated into every step of the product life cycle.

In a world consuming finite resources at an ever faster rate, **Fit and Forget - by Design** is the right environmental choice that also makes perfect economic sense to customers that consider the total life cycle Cost of Ownership.

For general comments about Hella's products please contact us on E-mail at techfeedback@hella.co.nz

