


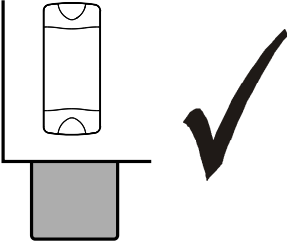
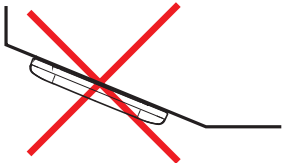

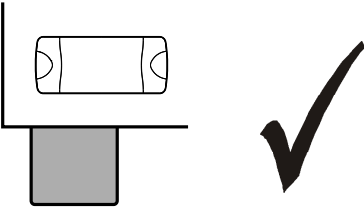
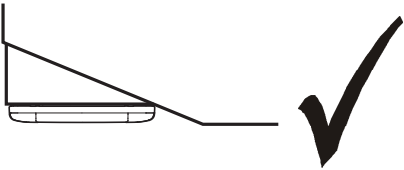



	INSTRUCTION SHEET for: 2SD 980 602-0xx / 2378-DT				
ADR - APPLICATION AND MOUNTING INSTRUCTIONS					
DuraLED® Combi STOP / REAR POSITION / INDICATOR LAMP Multivolt (Suitable for 12 and 24 volt systems)					
Features Include:					
○ DuraLED® Combi = Fully sealed and submersible		○ DuraLED® Combi = Lens made from advanced Grilamid® material with enhanced impact and chemical resistance			
○ DuraLED® Combi = Stop, Rear Position and Direction Indicator functions in a single lamp		○ DuraLED® Combi = Reverse polarity protected			
○ DuraLED® Combi = Vibration and shock resistant		○ DuraLED® Combi = Low power consumption			
○ DuraLED® Combi = Ultra long service life		○ DuraLED® Combi = Enhanced transient spike protection			
○ DuraLED® Combi = Ultra fast response time					
Lens Marking and ADR 13/00 Installation Requirements					
This lamp identified by lens marking 0710 and the  logo, was manufactured to comply with:					
ADR 6/00 Category 2a Rear Direction Indicator Lamps					
ADR 49/00 Rear Position (Side) / Stop Lamps					
<ul style="list-style-type: none">• A tolerance of +/-3° applies on all mounting details.• Lamp mounting surface must be vertical to the ground, and at right angles to the longitudinal axis of the vehicle.• Lamp must be visible from 45° inboard and 80° outboard, as well as from 15° above and below the horizontal axis.• Lamp is approved to be mounted horizontally and vertically.					
Please refer to ADR 13/00 for more details.					
Note: Lamp does not include a reflex reflector.					
Side View		Rear View		Top View	
					
					
LENS IDENTIFICATION NUMBER: 0710					
CATALOGUE NUMBER	ENGINEERING NUMBER	CRN NUMBER	COMPLIANCE NUMBER	ADR 51/00 GLOBE	ADR APPLICABLE
2378-DT	980 602-00	45258 45260 / 45259 45257	2378*RDl*C 2378*ST*C / 2378*RP*C 2378*DT*RP*C	N/A LED	ADR 6/00 2a ADR 49/00
AMENDMENTS				ADR COMPLIANCE VERIFIED	ISSUE DATE:
05/2013	09/2013				04/2013
					958 780-65
HELLA-New Zealand Limited, Auckland					

Lamp Mounting Instruction

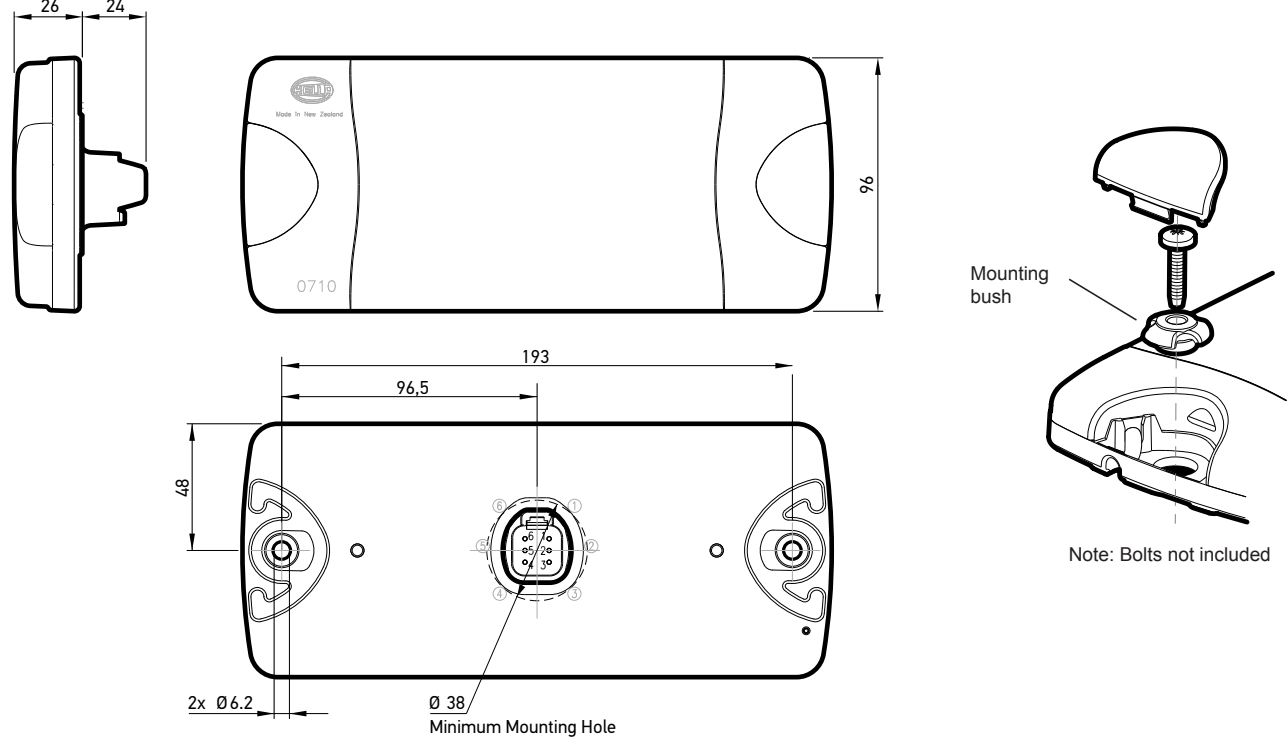
Screw Cap Removal

Carefully insert a small flat blade screwdriver between the cap and the lens and pull towards the lens, the cap will clip off. To install the cap push in by hand until the top is flush with the lens.

Surface Mounting

- Lamp should be mounted on a flat surface.
- Drill two holes up to 6.5mm Ø at 193mm centres. 6mm screws or bolts are recommended to mount the lamp using the mounting bushes provided.
- A minimum hole size of Ø38mm is required for the Deutsch 6-way socket in the backplate.
- Prepare the lamp cable (not supplied) using the correct plug connector (Deutsch P/N DT06-6S), wedge (Deutsch P/N W6S) and terminals (Deutsch P/N 0462-201-16141). These Deutsch parts can be purchased separately as a kit (HELLA P/N 4963-P).
- Once the lamp is mounted, clip the screw caps on securely until flush with the lamp surface.

General Dimensions (in millimetres)



Wiring Colour Coding

Lamp is polarity conscious. The reversal of the polarity will not damage this product but will inhibit its function.

Pin Number	Connect to	Power Consumption
1	Rear Position (+)	1 watt
2	Stop (+)	5 watts
3	Indicator (+)	5 watts
4	Indicator - HCS function not installed (+)	5 watts
5	Earth (-)	-
6	Park (+)	1 watt

NB: Lamp must be protected by a fuse rated at 5 amperes maximum.

Introduction

Multivolt LED signal and marker lamps offer many advantages over conventional bulb lamps. Significantly reduced power consumption, ultra long life and high tolerance to shock and vibration make LED lamps the ideal choice for the commercial transport industry, where the cost of ownership versus the initial purchase price of the product is well understood.

Compatibility to existing electrical systems

It is important for the installer to ascertain the compatibility of the low power consumption LED lamps with the electrical and/or electronic systems of the complete vehicle, including trailers. In most cases the reduced power consumption is beneficial by imposing less demands on the entire electrical system. For certain functions some electrical systems rely on a set power consumption for monitoring whether, for example, a trailer is connected.

Electromagnetic Compatibility (EMC)

This Multivolt LED lamp is an electronic device. The electrical circuits contain components that suppress possible interference, both emission as well as susceptibility, to the technical requirements for the application of the Regulatory Compliance Mark (RCM). To avoid false signals or interference, it is standard practice that sensitive instrumentation such as ABS and Tachometers etc. are provided with direct earths.

Protection against damage due to voltage spikes

This Multivolt LED lamp is protected against damage from positive voltage spikes caused by events such as load dump conditions specified in ISO 7637 and contains a Transient Voltage Suppressor (TVS) designed to withstand a pulse of up to 5000 Watts. The lamp is protected against reverse polarity connection and negative voltage spikes of up to 1000 volts.

Electric Welding

Electric Welding may damage the LED lamps. For LED lamps, HELLA recommends the negative connection to be wired isolated from the vehicle chassis. If the lamp uses the chassis as the earth return it is recommended that this earth return is disconnected during electric welding.

FIT AND FORGET - BY DESIGN

Congratulations, the product you have selected comes from **HELLA** - a world leader in LED lighting design.



Following the launch of the first LED automotive signal lamps in 1990, **HELLA** Design and Innovation continues to set new standards. **HELLA** innovative solutions have been incorporated into millions of lamps, engineered and tested to the most stringent standards, to suit the most demanding environmental conditions.

The cornerstone to the success of our products is our no compromise **Fit and Forget - by Design** philosophy which is incorporated into every step of the product life cycle.

In a world consuming finite resources at an ever faster rate, **Fit and Forget - by Design** is the right environmental choice that also makes perfect economic sense to customers that consider the total life cycle Cost of Ownership.

For general comments about Hella's products please contact us on E-mail at techfeedback@hella.co.nz