


INSTRUCTION SHEET
for: **2SB 959 074-xxx / 2334-12V & 2334-24V**




ADR - APPLICATION AND MOUNTING INSTRUCTIONS

ADR 49/00 Rear Position (Side) / Stop Lamps

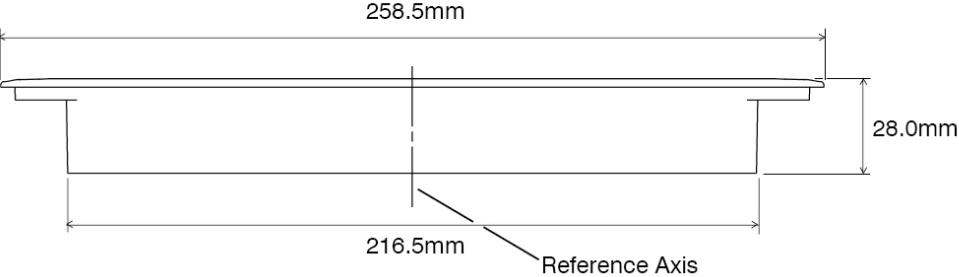
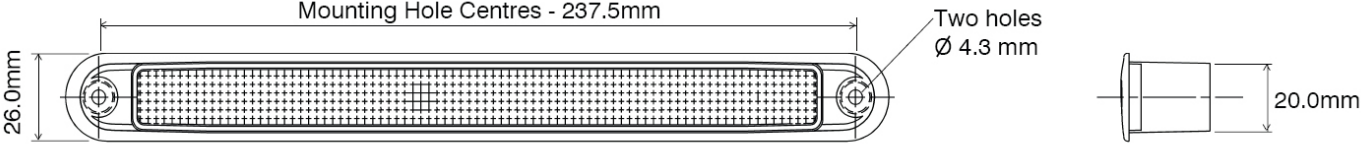
LED STOP/TAIL LAMP

Lens Marking and ADR 13/00 Installation Requirements


This lamp is identified by lens marking 9074 and the  logo, with red lens was manufactured to comply with ADR 49/00 Rear Position (Side) / Stop Lamps.

- A tolerance of +/-3 degrees applies on all mounting details.
- Lamp mounting surface must be vertical to the ground, and its reference axis parallel to the vehicle longitudinal axis
- Lamp must be visible from 45° inboard and 80° outboard, as well as from 15° above and below the horizontal axis
- Lamp is approved to be mounted horizontally or vertically

Please refer to ADR 13/00 for more details.




LENS IDENTIFICATION NUMBER: 9074

CATALOGUE NUMBER	ENGINEERING NUMBER	CRN NUMBER	COMPLIANCE NUMBER	ADR 51/00 GLOBE	ADR APPLICABLE
2334 2334-24V	2SB 959 074-50 2SB 959 074-00	26484, 26486 26151, 26152	8-2334A-08 8-2334-08	N/A LED	ADR 49/00
AMENDMENTS			ADR COMPLIANCE VERIFIED 	ISSUE DATE: 11/00	
				959 149-27	

HELLA-New Zealand Limited, Auckland

959 149-27 / 04.19

INSTRUCTION SHEET
for: **2SB 959 074-xxx / 2334-12V & 2334-24V**




ADR - APPLICATION AND MOUNTING INSTRUCTIONS

ADR 49/00 Rear Position (Side) / Stop Lamps

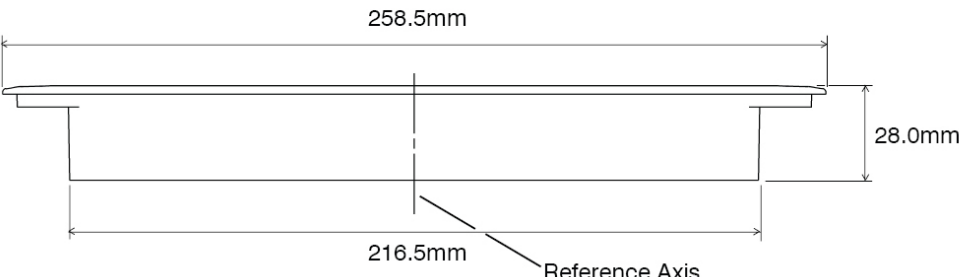
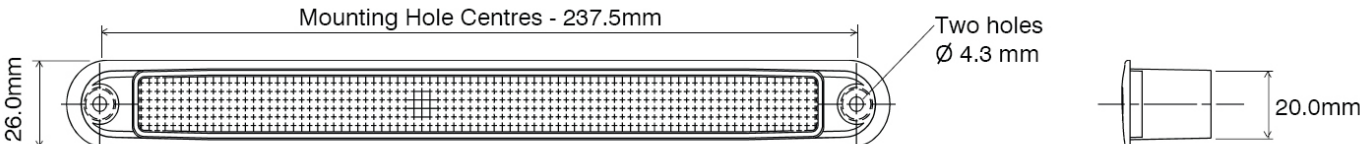
LED STOP/TAIL LAMP

Lens Marking and ADR 13/00 Installation Requirements


This lamp is identified by lens marking 9074 and the  logo, with red lens was manufactured to comply with ADR 49/00 Rear Position (Side) / Stop Lamps.

- A tolerance of +/-3 degrees applies on all mounting details.
- Lamp mounting surface must be vertical to the ground, and its reference axis parallel to the vehicle longitudinal axis
- Lamp must be visible from 45° inboard and 80° outboard, as well as from 15° above and below the horizontal axis
- Lamp is approved to be mounted horizontally or vertically

Please refer to ADR 13/00 for more details.



LENS IDENTIFICATION NUMBER: 9074

CATALOGUE NUMBER	ENGINEERING NUMBER	CRN NUMBER	COMPLIANCE NUMBER	ADR 51/00 GLOBE	ADR APPLICABLE
2334 2334-24V	2SB 959 074-50 2SB 959 074-00	26484, 26486 26151, 26152	8-2334A-08 8-2334-08	N/A LED	ADR 49/00
AMENDMENTS			ADR COMPLIANCE VERIFIED 	ISSUE DATE: 11/00	
				959 149-27	

HELLA-New Zealand Limited, Auckland

959 149-27 / 04.19

Lamp Mounting Instructions

Determine mounting position and holes per diagram overleaf. (Before fitment see **Wiring Colour Coding below**)

Ensure gasket is fitted to lamp to provide a weather tight seal. Fit lamp to mounting aperture with the screws provided.

Fit screw caps.

Note:
Do not overtighten mounting screws in lens.
If it is necessary to remove the screw caps, use a pin.

The enclosed product is designed to be installed into closed cavities using the lens seal provided. The rear of the lamp must be protected from splash water, dirt and grime.

This lamp contains a patented hydrophobic breathing system to equalise air pressure inside the lamp. The module is sealed against moisture and dust but not designed for prolonged submersion.

The lamps are not intended for use in Heavy Commercial Transport applications. For heavy duty application, use our fully sealed DuraLED Commercial Transport lamp range.

Wiring Colour Coding

Note: Lamp is polarity conscious. The reversal of the polarity will not damage this product but will inhibit its function.

Colour	Connect to	Power Consumption
White	Earth (-)	-
Red	Stop (+)	2 watts
Brown	Tail (+)	0.3 watts

NB: Lamp must be protected by a fuse rated at 2 amperes maximum.

FIT AND FORGET - BY DESIGN

Congratulations, the product you have selected comes from **HELLA** - a world leader in LED lighting design.



Following the launch of the first LED automotive signal lamps in 1990, **HELLA** Design and Innovation continues to set new standards. **HELLA** innovative solutions have been incorporated into millions of lamps, engineered and tested to the most stringent standards, to suit the most demanding environmental conditions.

The cornerstone to the success of our products is our no compromise **Fit and Forget - by Design** philosophy which is incorporated into every step of the product life cycle.

In a world consuming finite resources at an ever faster rate, **Fit and Forget - by Design** is the right environmental choice that also makes perfect economic sense to customers that consider the total life cycle Cost of Ownership.

For general comments about HELLA's products please contact us on E-mail at techfeedback@hella.co.nz

Lamp Mounting Instructions

Determine mounting position and holes per diagram overleaf. (Before fitment see **Wiring Colour Coding below**)

Ensure gasket is fitted to lamp to provide a weather tight seal. Fit lamp to mounting aperture with the screws provided.

Fit screw caps.

Note:
Do not overtighten mounting screws in lens.
If it is necessary to remove the screw caps, use a pin.

The enclosed product is designed to be installed into closed cavities using the lens seal provided. The rear of the lamp must be protected from splash water, dirt and grime.

This lamp contains a patented hydrophobic breathing system to equalise air pressure inside the lamp. The module is sealed against moisture and dust but not designed for prolonged submersion.

The lamps are not intended for use in Heavy Commercial Transport applications. For heavy duty application, use our fully sealed DuraLED Commercial Transport lamp range.

Wiring Colour Coding

Note: Lamp is polarity conscious. The reversal of the polarity will not damage this product but will inhibit its function.

Colour	Connect to	Power Consumption
White	Earth (-)	-
Red	Stop (+)	2 watts
Brown	Tail (+)	0.3 watts

NB: Lamp must be protected by a fuse rated at 2 amperes maximum.

FIT AND FORGET - BY DESIGN

Congratulations, the product you have selected comes from **HELLA** - a world leader in LED lighting design.



Following the launch of the first LED automotive signal lamps in 1990, **HELLA** Design and Innovation continues to set new standards. **HELLA** innovative solutions have been incorporated into millions of lamps, engineered and tested to the most stringent standards, to suit the most demanding environmental conditions.

The cornerstone to the success of our products is our no compromise **Fit and Forget - by Design** philosophy which is incorporated into every step of the product life cycle.

In a world consuming finite resources at an ever faster rate, **Fit and Forget - by Design** is the right environmental choice that also makes perfect economic sense to customers that consider the total life cycle Cost of Ownership.

For general comments about HELLA's products please contact us on E-mail at techfeedback@hella.co.nz