



INSTRUCTION SHEET
for: **Part No. 2NE 959 821-2xx**

APPLICATION AND
MOUNTING INSTRUCTIONS

EuroLED 130mm ROUND REAR FOG LAMP
Multivolt 9-33 Volts

Features

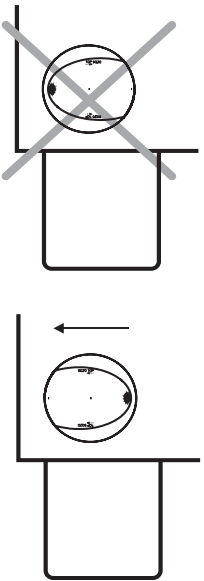
- Single LED design
- Ultra long life
- Reverse polarity protected
- Fully sealed against dust and water
- Low power consumption
- Compensates for voltage drop on long vehicles
- Withstands most vibration and mechanical shock applications
- Manufactured from the latest "high tech" acrylic with enhanced impact and chemical tolerance

Lens Marking and installation Requirements


This Rear Fog Lamp, identified by lens marking (E4)10208 and the Hella logo was manufactured to comply with ECE Regulation 38 Rear Fog Lamps

- A tolerance of +/-3 degrees applies on all mounting details.
- Lamp mounting surface must be vertical to the ground, and at right angles to the longitudinal axis of the vehicle.
- Lamp must be visible from 10° inboard and outboard, as well as from 5° above and 5° below the horizontal axis.
- Lamp is approved to be mounted only with lens engraving "TOP" located correctly.

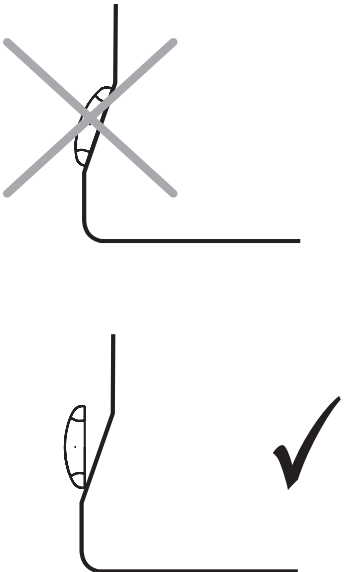
Rear View



Top View



Side View



Typbezeichnung: 2NE 959 821
Euro LED - Single LED

Hella New Zealand

Gehört zur G. Nr.: 10208

Einbauanweisung Nr.:

Nebelschlussleuchte für Kraftfahrzeuge

Lichtquelle: Eine nicht austauschbare Leuchtdiode

≠ = Bezugspunkt nach den ECE-Regelungen 38.

◇ = Bezugspunkt zur Bestimmung der Grenzen der leuchtenden Fläche nach 76/756 EWG bzw. ECE-Regelung Nr. 48, Markierung s. auf der Abschluss-Scheibe, Maße s. Anlage A.

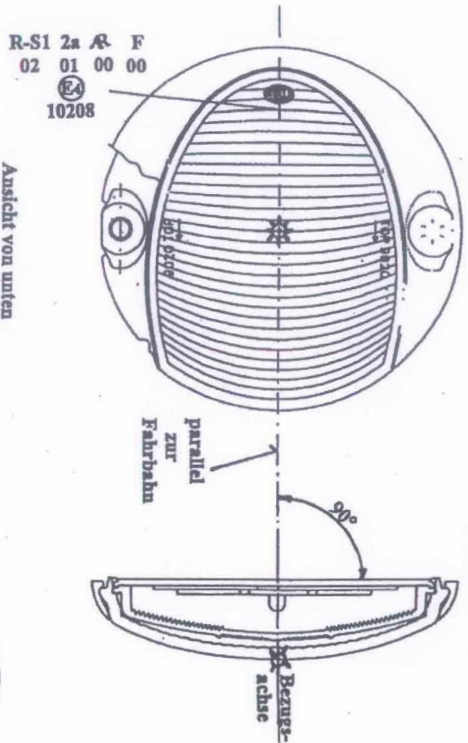
Bezugsachse: Parallel zur Fahrzeugängsachse und parallel zur Fahrbahn.

Einbau des linken Gerätes dargestellt. Der Rechtsanbau erfolgt 180° um die Bezugsachse gedreht.

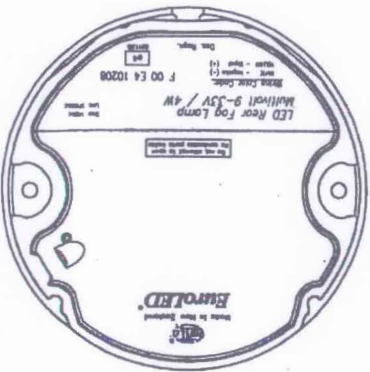
Prüfspannung: 13,5 bzw. 28 V Versorgungsspannung: 9 bis 33 V Nennleistung: 4 W

Ansicht von vorn

Ansicht von der Seite



Ansicht von unten



Der An- bzw. Einbau der Geräte hat nach anliegenden An- bzw. Einbauunterlagen (z. B. Skizze und Anlage A) zu erfolgen.

2005-11-24



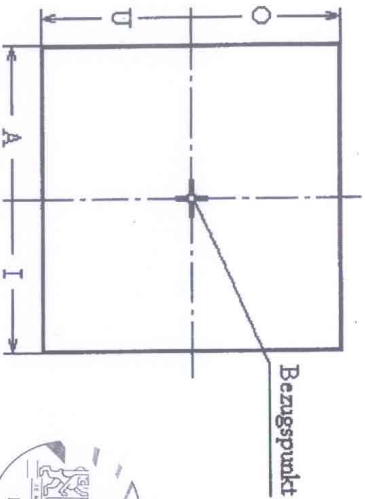
Typbezeichnung: 2NE 959 821

Hella New Zealand

Gehört zur G. Nr.: 10208 E4

Anbauanweisung Nr.:

Bestimmung der Grenzen der leuchtenden Fläche einer Leuchte gemäß den Richtlinien des Rates der Europäischen Gemeinschaften "Anbau von Beleuchtungs- und Lichtsignaleinrichtung" nach 76/756/EWG, bzw. ECE-Regelung Nr. 48, Absatz 2.9.2..



Gerätebezeichnung	Obere Grenze (O) mm	Untere Grenze (U) mm	Äußere Grenze (A) mm	Innere Grenze (I) mm
Nebelschlussleuchte	27	27	25	30

2005-11-24

Lamp Mounting

Do not mount the lamp where damage is likely to be sustained due to tie-downs and other securing devices.

Lamp should be mounted on a flat surface.

Drill two 6mm diameter holes at 110mm centres.

5mm diameter screws or bolts are recommended to mount the lamp using the mounting bushes provided.

Ensure that the engraving "TOP" is located in the correct position.

Note the corresponding arrow under the engraving "TOP" must point to the closest vertical edge of the vehicle.

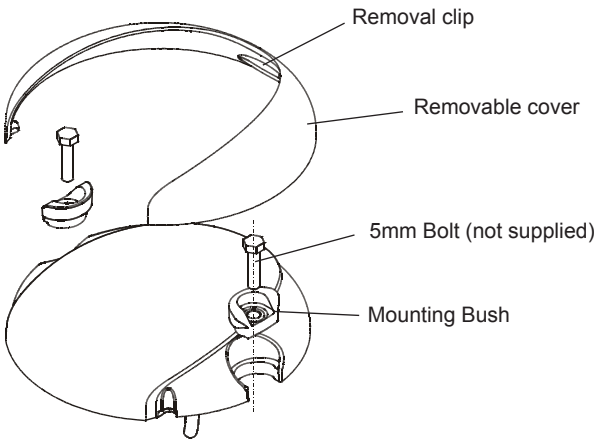
If passing the cable through a hole, ensure there are no sharp edges to cut or chafe the cable.

Connect the lamp as per the wiring chart shown below.

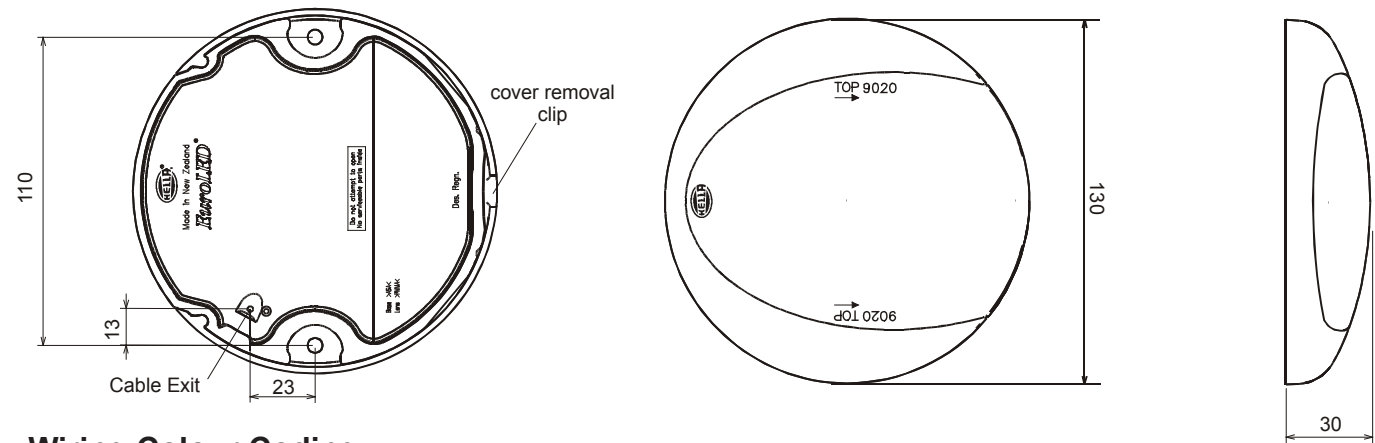
Try to keep the cable as long as possible, preferably join the cable inside a sealed cable junction box.

Clip the cover on securely until flush with the lamp surface.

Note: when mounting lamp units side by side allow a gap of 5mm to ensure cover removal.



General Dimensions (mm)



Wiring Colour Coding

LED modules are polarity conscious. Reverse polarity will not damage this product but will inhibit its function. HELLA recommends wire connections be soldered, and heat shrink tubing applied to seal the joint.

Colour	Connect to	Power Consumption
White	Negative (-)	-
Yellow	Rear Fog (+)	4 watts

NB: Lamp(s) must be protected by a fuse rated at 5 amperes maximum.

Introduction

LED signal and marker lamps offer many advantages over conventional bulb lamps. Significantly reduced power consumption, ultra long life and high tolerance to shock and vibration make the LED lamps the ideal choice for the commercial transport industry, where the cost of ownership versus the initial purchase price of the product is well understood.

Compatibility to existing electrical systems

It is important for the installer to ascertain the compatibility of the low power consumption LED lamps with the electrical and/or electronic systems of the complete vehicle, including trailers. In most cases the reduced power consumption is beneficial by imposing less demands on the entire electrical system. For certain functions some electrical systems rely on a set power consumption for monitoring whether, for example, a trailer is connected.

Electromagnetic Compatibility (EMC)

This LED lamp is an electronic device. The electrical circuits contain components that suppress possible interference, both emission as well as susceptibility, to the limits prescribed in UNECE Vehicle Regulation No. 10. To avoid false signals or interference, it is standard practice that sensitive instrumentation such as ABS and Tachometers etc. are provided with direct earths.

Protection against damage due to voltage spikes

This lamp is protected against reverse polarity connection and negative voltage spikes of up to 1000 volts.

Electric Welding

Electric Welding may damage the LED lamps. For LED lamps, HELLA recommends the negative connection to be wired isolated from the vehicle chassis. If the lamp uses the chassis as the earth return it is recommended that this earth return is disconnected during electric welding.

FIT AND FORGET - BY DESIGN

Congratulations, the product you have selected comes from **HELLA** - a world leader in LED lighting design.

Following the launch of the first LED automotive signal lamps in 1990, **HELLA** Design and Innovation continues to set new standards. **HELLA** innovative solutions have been incorporated into millions of lamps, engineered and tested to the most stringent standards, to suit the most demanding environmental conditions.

The cornerstone to the success of our products is our no compromise **Fit and Forget - by Design** philosophy which is incorporated into every step of the product life cycle.

In a world consuming finite resources at an ever faster rate, **Fit and Forget - by Design** is the right environmental choice that also makes perfect economic sense to customers that consider the total life cycle Cost of Ownership.

For general comments about HELLA's products please contact us on E-mail at techfeedback@hella.co.nz