



Technology with Vision



RFCCommSafe™

**LED Lighting Products with Superior
Electromagnetic Compatibility**

RFCCommSafe™ Means Superior Electromagnetic Compatibility (EMC)

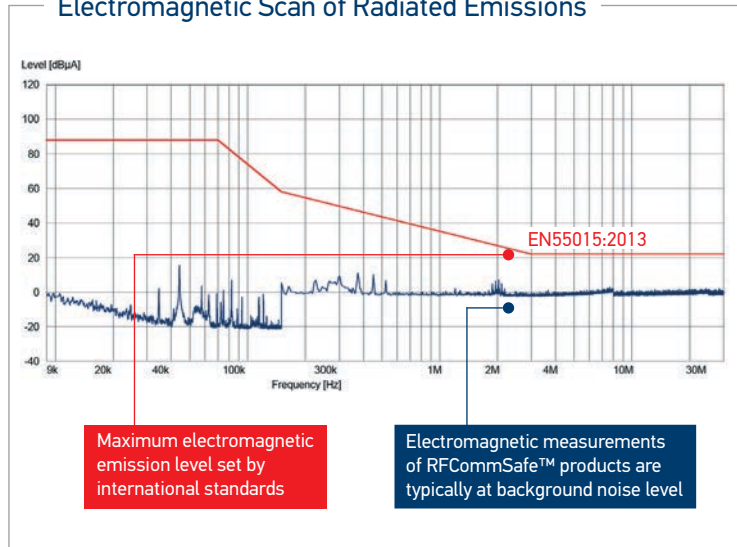


Electromagnetic Compatibility (EMC) is an increasingly relevant safety concern for many emergency and industrial applications. As electronic devices such as LED lamps become more common, so does the risk of unintended electromagnetic interference (EMI) that can have adverse effects on other sensitive devices such as radios or communication equipment. It is essential that the circuitry of LED lamps does not cause harmful interference to other devices and at the same time is not susceptible to radiation from other devices.

RFCCommSafe™ products were developed in recognition that some radio communication equipment can self-tune to be very sensitive in remote areas. In these situations the limits prescribed by regulatory requirements and as defined in international standards such as EN 55015, CISPR 15, CISPR 25 or relevant UNECE R10 Standards may not be sufficient to ensure there is no interference with very sensitive radio communication equipment.

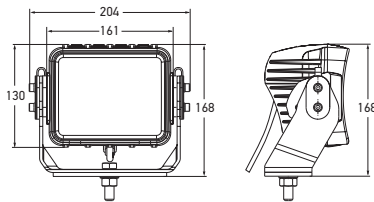
Lamps marketed as RFCCommSafe™ are designed to go well beyond the requirements of these standards.

Electromagnetic Scan of Radiated Emissions



AS3000 RFCCommSafe™ Work Lamp - Heavy Duty 12V DC

The AS3000 is a high output, compact and highly versatile heavy duty work lamp for use on mining machinery. A multi-adjustable bracket ensures accurate, stable aiming in high vibration environments. Option of three light patterns, long range, close range or flood.



Dual Intensity:
Switch Control

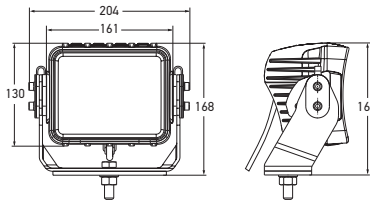


P/N 1GA 958 060-401 Close Range

Part Number	1GA 958 060-501	LONG RANGE
	1GA 958 060-401	CLOSE RANGE
	1GA 958 060-601	FLOOD
Mounting	Upright or pendant.	
Voltage	12V DC	
Power Consumption	High: 45W Low: 20W	
Max. Light Output	3000 lumen	
Protection	Reverse polarity and voltage spike protection. IP 6K7 (Protection against temporary water immersion) IP 6K9K (Protection against dust and high-pressure/steam jet cleaning)	
Cable Length	Pre-wired with 2.5m of sheathed multi-core cable	
Lens Material	Grilamid®	
Compliance		



Rear view



Part Number	1GA 958 060-111	LONG RANGE
	1GA 958 060-011	CLOSE RANGE
	1GA 958 060-201	FLOOD
Mounting	Upright or pendant.	
Voltage	24V DC	
Power Consumption	High: 45W Low: 12W	
Max. Light Output	3000 lumen	
Protection	Reverse polarity and voltage spike protection. IP 6K7 (Protection against temporary water immersion) IP 6K9K (Protection against dust and high-pressure/steam jet cleaning)	
Cable Length	Pre-wired with 2.5m of sheathed multi-core cable	
Lens Material	Grilamid®	
Compliance		

AS3000 RFLCommSafe™ Work Lamp - Heavy Duty 24V DC

The AS3000 is a high output, compact and highly versatile heavy duty work lamp for use on mining machinery. A multi-adjustable bracket ensures accurate, stable aiming in high vibration environments. Option of three light patterns, long range, close range or flood.



P/N 1GA 958 060-111 Long Range



P/N 1GA 958 060-011 Close Range



P/N 1GA 958 060-201 Flood

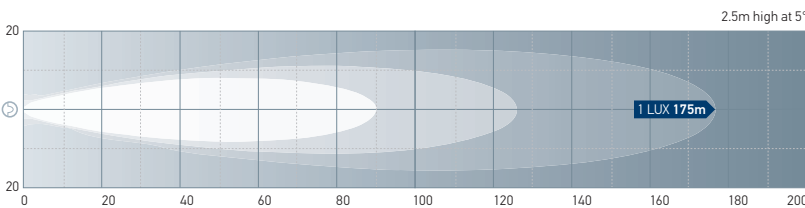


Rear view



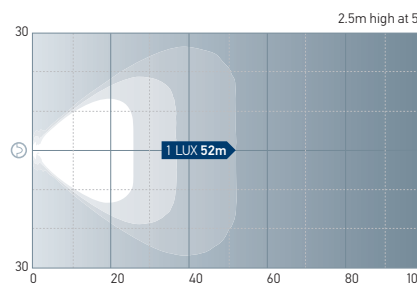
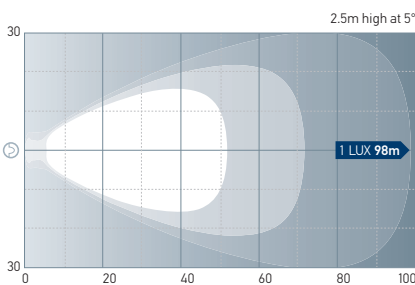
BEAM PATTERNS

AS3000 - Long Range



AS3000 - Close Range

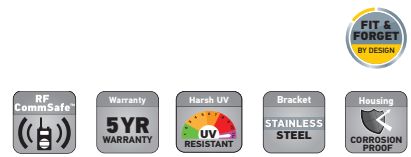
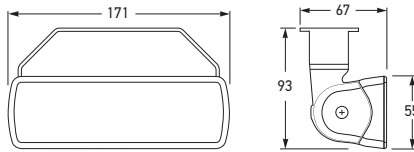
AS3000 - Flood



RFLCommSafe™ products are used by the
New Zealand Fire Service

DuraLED® WL1300 RFCommSafe™ Work Lamp - 24V DC

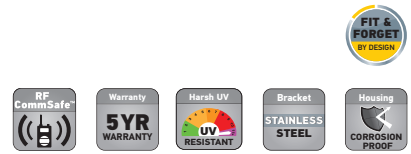
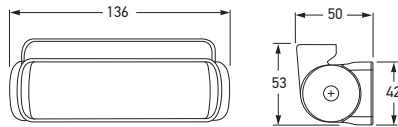
LED work lamp featuring 14 high performance LEDs will appeal for applications where energy efficiency and reliability is a must. Features a tough, chemical resistant lens made from Grilamid®, a highly impact resistant Swiss-made crystal clear polyamide with superior tolerance to chemical and long term harsh UV exposure, as well as technologically advanced thermally conductive non-metal housing.



Part Number	98074025	LONG RANGE
	98074060	CLOSE RANGE
	98074051	FLOOD
Mounting	Upright or pendant.	
Voltage	24V DC	
Power Consumption	14W	
Light Output	900 lumen	
Protection	Reverse polarity and voltage spike protection. IP 6K7 (Protection against dust and temporary water immersion) IP 6K9K (Protection against dust and high-pressure/steam jet cleaning)	
Cable Length	Pre-wired with 2.5m of sheathed multi-core cable.	
Lens Material	Grilamid®	
Compliance		

DuraLED® WL200 RFCommSafe™ Work Lamp

LED universal work lamp with low profile stainless steel bracket. Lamp may be mounted upright or pendant and may be adjusted vertically up or down. Hermetically sealed against dust and moisture. Featuring a tough, chemical resistant Grilamid® lens.



Part Number	12 VOLT	24 VOLT	CLOSE RANGE
	98067038	98067062	
Mounting	Upright or pendant.		
Power Consumption	4W		
Max. Light Output	150 lumen		
Protection	Reverse polarity and voltage spike protection. IP 6K7 (Protection against temporary water immersion) IP 6K9K (Protection against dust and high-pressure/steam jet cleaning)		
Cable Length	Pre-wired with 2.5m of sheathed multi-core cable.		
Lens Material	Grilamid®		
Compliance			

Grilamid®

Grilamid® is a revolutionary, Swiss made optically clear Polyamide with unmatched resistance to impact and chemical damage. Grilamid® will not yellow or embrittle even after years of exposure to harsh UV radiation.

RFCommSafe™

HELLA Lamps marketed as RFCommSafe™ are designed to go well beyond the requirements of CISPR 15, CISPR 25 and UNECE R10 Standards.



Additional RFCommSafe™ LED Products

Please see table over the page for a listing of RFCommSafe™ products.



P/N 2391



P/N 2395



P/N 2399

LED Rear Combination Lamps



P/N 2378

DuraLED® Combi-S



P/N 2377

DuraLED® Combi-R



P/N 5636

LED Safety DayLights™



P/N 2059



P/N 2053



P/N 2058



P/N 2073

DuraLED® Marker Lamps



P/N 2318

Slim Surface Mount LED Lamp



P/N 2361

LED Jumbo-S Lamp



P/N 2559

LED Number Plate Lamp

RFCCommSafe™ Product List

Part Number	
1GA 958 060-XXX	AS3000 RFCCommSafe™ Work Lamp - Heavy Duty
1468	LED Reversing Lamp - Surface Mount
2055	LED Flush Mount Front Position/End Outline Lamp
2056	LED Flush Mount Front End Outline Lamp
2057	LED Flush Mount Cab Marker Lamp
2109	LED Front Direction Indicator Lamp - Slim Surface Mount
2161	LED Jumbo-S Rear Direction Indicator Lamp
2168	LED Rear Direction Indicator Lamp - Slim Surface Mount
2308	LED Flush Mount Rear Position/End Outline Lamp
2318	LED Stop/Rear Position Lamp - Slim Surface Mount
2361	LED Jumbo-S Stop/Rear Position Lamp
2391	LED Stop/Rear Position/Rear Direction Indicator/Reversing Lamp with Retro Reflector
2392	LED Stop/Rear Position/Rear Direction Indicator Reversing Lamp with Retro Reflector and Number Plate Function
2394	LED Stop/Rear Position/Rear Direction Indicator Lamp
2395	LED Stop/Rear Position/Rear Direction Indicator Lamp with Number Plate Function
2399	LED 83mm Round Stop/Rear Position/Rear Direction Indicator Lamp
2429-CS	LED Jumbo-S Double Module Stop/Rear Position/Rear Direction Indicator Lamp
2430-CS	LED Jumbo-S Triple Module Stop/Rear Position/Rear Direction Indicator Lamp
2559	LED Number Plate Lamp
LED Safety DayLight™ (SDL)	
1005	SDL Recess Mount
1006	SDL 83mm Round
1007-24V	SDL Front Position lamp - 83mm Round
1008	SDL Compact Mount
1009	SDL Surface Mount
1013	SDL Easy-Fit
2108-GMD	SDL Front Position/Front Direction Indicator Lamp - 83mm Round
5618	SDL Kit - Recess Mount
5619	SDL Kit - Surface Mount
5630	SDL Kit - 15°
5631	SDL Kit - 30°
5636	SDL Kit - Easy-Fit
EuroLED®	
95902081	Signal Warning Lamp - 24V Red
95902181	Signal Warning Lamp - 24V Amber

Part Number	
DuraLED®	
2026	Cab Marker/Supplementary Side Indicator Lamp (Cat. 5)
2027	Heavy Duty Cab Marker/Supplementary Side Direction Indicator Lamp - Stainless Steel Housing
2031	Supplementary Side Direction Indicator Lamp (Cat. 5)
2033	Side Marker Lamp with Clear Lens
2051	Front End Outline Lamp
2053	Side Marker Lamp
2054	Front Position/End Outline Lamp
2058	Heavy Duty Side Marker Lamp - Stainless Steel Housing
2059	Flush Mount Front Position/End Outline Lamp
2060	Flush Mount Front End Outline Lamp
2061	Heavy Duty Front Position/End Outline Lamp - Stainless Steel Housing
2062	Heavy Duty Front End Outline Lamp - Stainless Steel Housing
2071	Heavy Duty Front End Outline Lamp with DT Connector
2073	Heavy Duty Side Marker Lamp with DT Connector
2074	Heavy Duty Front Position/End Outline Lamp with DT Connector
2076	Heavy Duty Cab Marker/Supplementary Side Direction Indicator Lamp with DT Connector
2083	Slim Side Marker Lamp
2307	Rear Position/End Outline Lamp
2309	Rear Position/End Outline Lamp
2310	Flush Mount Rear Position/End Outline Lamp
2311	Heavy Duty Rear Position/End Outline Lamp - Stainless Steel Housing
2312	Heavy Duty Rear Position/End Outline Lamp with DT Connector
2377	Combi-R Stop/Rear Position/Rear Direction Indicator Lamp with Retro Reflector
2378	Combi-S Stop/Rear Position/Rear Direction Indicator Lamp - Heavy Duty
2380	Combi Stop/Rear Position/Rear Direction Indicator/Reversing Lamp
2381	Combi Stop/Rear Position/Rear Direction Indicator Lamp
2560	Slim Number Plate Insert
98067038	WL200 RFCCommSafe™ Work Lamp - Close Range
98067062	WL200 RFCCommSafe™ Work Lamp - Close Range
98074025	WL1300 RFCCommSafe™ Work Lamp - Long Range
98074051	WL1300 RFCCommSafe™ Work Lamp - Flood
98074060	WL1300 RFCCommSafe™ Work Lamp - Close Range

For an up-to-date listing of all RFCCommSafe™ products please visit www.hella.co.nz